

# SALTAIR CENTENNIAL PARK REVITALIZATION

2018/2019 Community Engagement Surveys  
Summary

### **Background**

Saltair Centennial Park is a 5.85 hectare community park located in Electoral Area G – Saltair/Gulf Islands, between South Oyster School Road and Mountain View Drive. The park was established in 1979 with a number of land additions over the years with the most recent being the former Mount Brenton elementary school property acquired in 2014. The park has been built up over the years with various park amenities: tennis courts (late 1970's to early 1980's), concession and washroom buildings (1991), original playground (1990's), roller hockey court (1998), north parking lot (1999), picnic shelter (2000), and replacement of the playground in 2009. Additional upgrades to the park over the last 10 years include: parking lot upgrades and landscaping.

Saltair Centennial Park, in 2018, had over 28,600 visitors (based on electronic counters at key park entrance locations), which is anticipated to grow annually as trends continue with more people spending their time outdoors.

As a number of existing park amenities are expected to reach end of service life in the coming years, decisions will need to be made on whether to replace such amenities, remove and not replace, and/or provide different park amenities that are of interest and supported for investment by the community. To assist with understanding the community's use of the park and priorities for parks infrastructure, in 2018 a Parks & Trails Planning summer student conducted in-park surveys. A total of 41 surveys were collected through these in-person interviews. Copies of the survey were also made available at a local convenience store in Saltair for residents to complete and submit to the Regional District (14 surveys were filled in and returned). In total 55 surveys were completed in 2018.

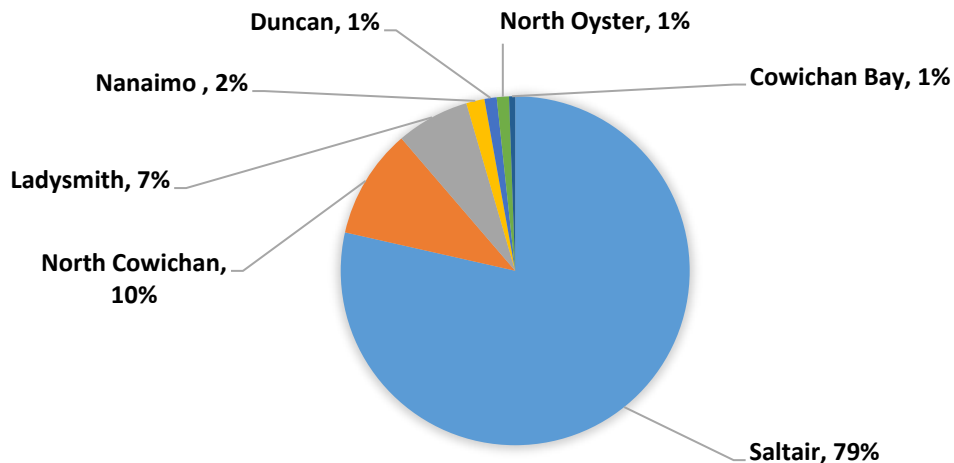
For 2019, the same survey from 2018 was used for consistency in data collection, with the exception of one question added that focused on the issue of taxation as a means for funding additional park amenities. The survey was made available to the Saltair community from August 1 – October 31, 2019 through various means:

- a Placespeak page was set up online that provided the survey as an online fillable form,
- a link was set up on the CVRD website that provided access to the survey to download and mail-in or drop-off,
- copies of the survey were made available for pickup at the Saltair Community Centre and the local convenience store on Chemainus Road in Saltair, and
- surveys were available at a town hall meeting in October 2019.

The 2019 survey process resulted in 122 surveys being completed and submitted by individuals from Electoral Area G – Saltair and from outside the community. In total 177 completed surveys from members of the public were collected in 2018/2019. Survey information collected to date has been combined and is summarized in this report.

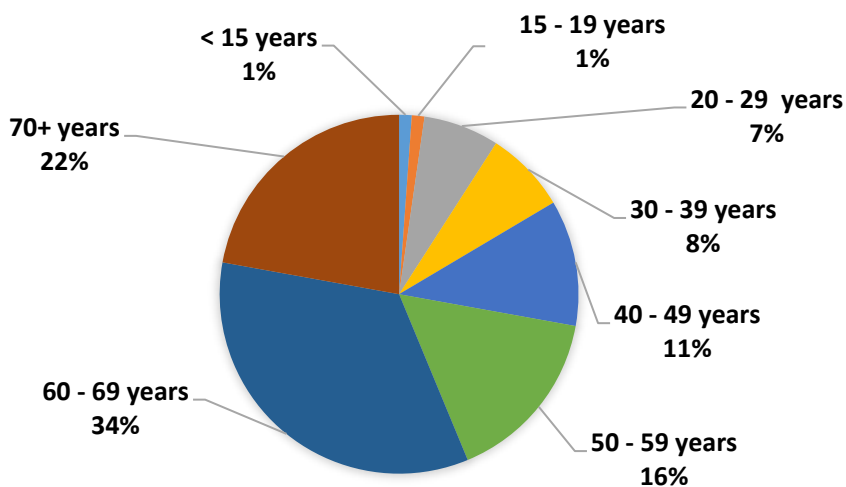
## Demographics of survey respondents

### WHERE ARE RESPONDENTS FROM?



Of the 177 survey respondents 79% were from Saltair, 10% from North Cowichan, and 7% from Ladysmith. The remaining respondents were; Nanaimo 2%, Duncan 1%, North Oyster 1% and Cowichan Bay 1%.

### AGE OF RESPONDENTS



56% of respondents were older than 60 years of age, 16% were between the ages of 50-59 years and 11% between the ages of 40-49 years. The remaining 17% were less than 40 years old. Of note, Statistics Canada population for Saltair in 2016 was 2,069 people and that 51% were older than 60 years of age, 20% between 50-59 years of age and 8% between 40-49 years.

## How respondents access Saltair Centennial Park

Approximately 55% of respondents walked to the park, while 40% drove and the remaining either biked or carpooled. Respondents visit the park fairly evenly throughout the year; summer (92%), fall (86%), winter (72%), spring (90%). Approximately 77% of the respondents visit between 1 – 2 hours at a time.

## What respondents do in Saltair Centennial Park

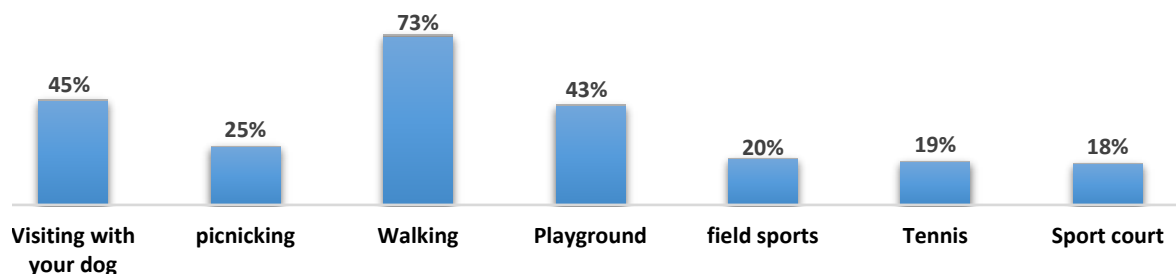
Respondents were asked what they usually do when they visit the park (picked from a drop-down menu) and the responses in order of use were:

ALL RESPONDENTS	SALT AIR RESPONDENTS
Walking (65%)	Walking (73%)
Visiting with their dog (41%)	Visiting with their dog (45%)
Using the playground (40%)	Using the playground (43%)
Picnicking (24%)	Picnicking (25%)
Field sports (23%)	Field sports (20%)
Tennis (20%)	Tennis (19%)
Using the sport courts (17%)	Using the sport courts (18%)

There was an extensive list of “other” activities mentioned by a small number of respondents:

ALL RESPONDENTS	SALT AIR RESPONDENTS
Attending community events (8%)	Attending community events (<1%)
Visiting the community centre (7%)	Watching ball games/tournaments (<1%)
Visiting with friends (2%)	Jogging/cycling (<1%)
Pickle ball (<1%)	Bocce (<1%)
Hosting birthday parties (<1%)	Visiting with friends (<1%)
Running (<1%)	
Disc golf practice (<1%)	
Bocce (<1%)	
Photography (<1%)	

## What Saltair respondents do in Saltair Centennial Park



## **What existing park amenities are important to keep for community use?**

Survey respondents were asked of all the existing amenities in the park, which were the most important to keep.

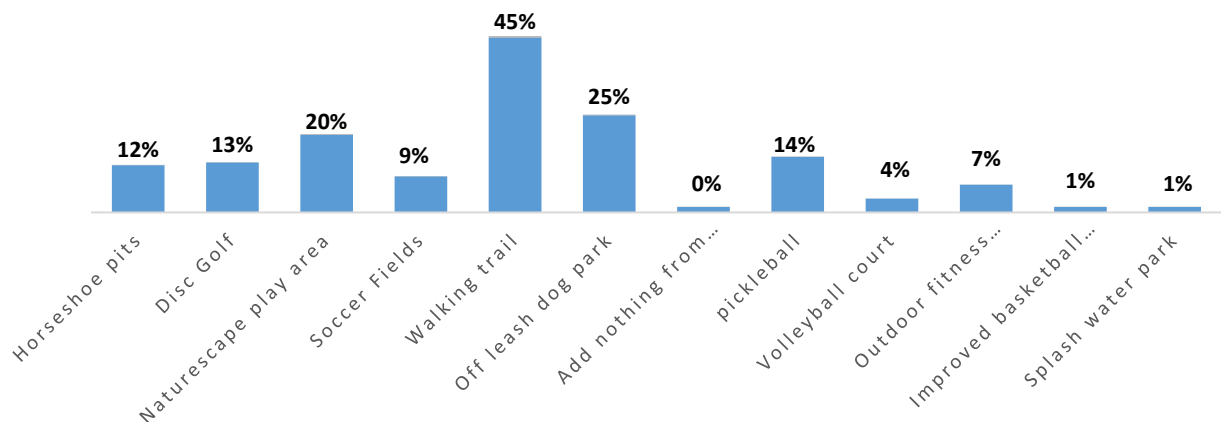
<b>ALL RESPONDENTS</b>	<b>SALT AIR RESPONDENTS</b>
Washroom building (75%)	Washroom building (83%)
Playground (66%)	Picnic shelter (71%)
Picnic shelter (61%)	Playground (68%)
Picnic tables (54%)	Picnic tables (61%)
Ball field (53%)	Ball field (55%)
Tennis courts (45%)	Tennis court (48%)
Concession building (35%)	Concession building (40%)
Large sport court (32%)	Large sport court (35%)
Small sport court (27%)	Small sport court (29%)

## **Amenities to consider adding to the park**

Respondents were asked, over and above the existing amenities in the park what would be their preference for a park amenity to be added. Respondents could indicate one or more amenities.

<b>ALL RESPONDENTS</b>	<b>SALT AIR RESPONDENTS</b>
46% want additional walking trails	45% want additional walking trails
24% would like an off-leash dog park	25% would like an off-leash dog park
23% would like a new nature-scape playground	20% would like a new nature-scape playground
19% said they would like nothing new added	14% pickleball court
14% pickleball court	13% disc golf course
13% horseshoe pits	12% horseshoe pits
11% disc golf course	9% soccer field
6% outdoor fitness equipment	7% outdoor fitness equipment
1% improved basketball court	4% volleyball
1% splash water park	1% improved basketball court
	1% splash water park
	0% said they would like nothing new added

### Amenities to consider adding to the park (Saltair only)



*The following is a list of other park amenities that were mentioned only once.*

- community gardens
- expanded picnic shelter
- extra washrooms by Mountain view Road entrance
- adult oriented activities
- proper tennis back board
- outdoor stage for local music/theatre events
- drop in supervised and instructed sports
- more lawn bowling events and festivals
- games and activities for youth
- summer tea & chat
- low income housing
- toddler play equipment
- zip line for kids
- something for young children (0-3 years),
- 1 more tennis court
- memorial tree area

### Funding for park improvements

Only those surveyed in 2019 were asked the additional question of whether a tax increase would be supported to fund park improvements and if so, how much of a tax increase would be supported. Of those 122 respondents surveyed, only those who noted that they live in Saltair are included in the following summary.

- 57% of Saltair respondents were not supportive of a tax increase of any kind to fund park improvements to Saltair Centennial Park.
- The majority of those in favour were supportive of no more than \$2 per \$100,000 assessed value of one's home.

A summary of community input to date has a general indication from survey information collected in 2018/2019 of how the park is used, with majority of respondents wanting the park for walking/walking their dog.